

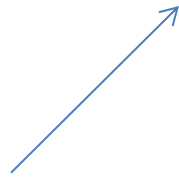




Union Street and Division Street



Keith Clark Park



Riverlea Farm Conceptual Design



LAND USE LEGEND

- Club
- Sports Pavilion
- Non-residential Commercial
- Retail / Convenience Centre
- Small Family Cottages (Pine Street) Total lots = 92
- Small Family Cottages (Pear Lane) Total lots = 34
- Small Family Units (Lower Lot) Total lots = 48

INDEX OF KEY FEATURES

- 1 Club House
- 2 Sports Pavilion
- 3 Retail / Convenience Centre
- 4 Village Office
- 5 Non-residential Commercial
- 6 Retail Centre
- 7 Retail / Convenience Centre
- 8 Mason Drive Entry
- 9 Entrance Gates
- 10 Non-residential Commercial with Open Neighbourhood
- 11 Entry to Park, Connection to Village Centre
- 12 Road Connection to Bus Access
- 13 River Access Point
- 14 Public Pavilion
- 15 Public Meeting Area
- 16 Multi-Function Activity Facility
- 17 Mountain Entry with Street Overlook
- 18 Clubhouse / Retail Pavilion

Sidney GreenPlain



**145 acre high-capacity floodplain along the
Susquehanna River and Weir Creek.**

GreenPlain Conceptual Design




Volume = 12,642,807 Cubic Feet





GreenPlain Conceptual Design

Established Canopy



GreenPlain Conceptual Design

Habitat,
Biodiversity
& Eco-
Tourism



GreenPlain Conceptual Design

Community
Education,
Arts, Historic
& Performing
Arts Center

